



SmartTWO™

Ordering Guide

Table of Contents

- 01** Configurations **3**
 - Wall-mounted..... 3
 - Double wall-mounted..... 4
 - Single pole-mounted..... 5
 - Double pole-mounted..... 6
 - Single pedestal..... 7
 - Double pedestal..... 8
 - Quadruple pedestal..... 9

- 02** Parking signs..... **10**

- 03** Service Listings..... **11**

01 Configurations • Wall-mounted



QTY	Product	Product Code Canada	Description
1		S2-V4-TETE-FL-BLRV	SmartTWO 208–240 V charging station head with RFID reader, connector module with straight cable, locking mechanism and J1772 connector—FLO—BLRV
1		S2-V4-SM-RV-GRRV	SmartTWO Wall mounting base with cable hanger—GRRV
1		S2-V2-ACCSPSM-01-03-FL-BCCE	SmartTWO single white sign—FLO—BCCE
1		S2-V2-ACCSPSM-01-02-GRRV	SmartTWO sign support for wall-mounting base or pedestal mounting base—GRRV

01 Configurations • Double wall-mounted



QTY	Product	Product Code Canada	Description
2		S2-V4-TETE-FL-BLRV	SmartTWO 208–240 V charging station head with RFID reader, connector module with straight cable, locking mechanism and J1772 connector—FLO—BLRV
2		S2-V4-SM-RV-GRRV	SmartTWO Wall mounting base with cable hanger—GRRV
2		S2-V2-ACCSPSM-01-03-FL-BCCE	SmartTWO single white sign—FLO—BCCE
2		S2-V2-ACCSPSM-01-02-GRRV	SmartTWO sign support for wall-mounting base or pedestal mounting base—GRRV
1		S2-V2-ACCSPSM-01-05	Spacer kit for dual mounting EVSE with sign

01 Configurations • Simple pole-mounted



QTY	Product	Product Code Canada	Description
1		S2-V4-TETE-FL-BLRV	SmartTWO 208–240 V Charging station head with RFID reader, connector module with straight cable, locking mechanism and J1772 connector—FLO—BLRV
1		S2-V4-SM-RV-GRRV	SmartTWO Wall mounting base with cable hanger—GRRV
2		S2-V2-ACCSPSM-01-03-FL-BCCE	SmartTWO single white sign—FLO—BCCE
1		S2-V2-ACCSPSM-01-02-GRRV	SmartTWO sign support for wall-mounting base or pedestal mounting base—GRRV
1		S2-V2-ACCPSM-01-01	Pole mount adapter kit for SmartTWO wall mounting base






01 Configurations • Double pole-mounted



QTY	Product	Product Code Canada	Description
2		S2-V4-TETE-FL-BLRV	SmartTWO 208–240 V Charging station head with RFID reader, connector module with straight cable, locking mechanism and J1772 connector—FLO—BLRV
2		S2-V4-SM-RV-GRRV	SmartTWO Wall mounting base with cable hanger—GRRV
4		S2-V2-ACCSPSM-01-03-FL-BCCE	SmartTWO single white sign—FLO—BCCE
2		S2-V2-ACCSPSM-01-02-GRRV	SmartTWO sign support for wall-mounting base or pedestal mounting base—GRRV
2		S2-V2-ACCSPSM-01-01	Pole mount adapter kit for SmartTWO wall mounting base







01 Configurations • Single Pedestal



QTY	Product	Product Code Canada	Description
1		S2-V4-TETE-FL-BLRV	SmartTWO 208–240 V Charging station head with RFID reader, connector module with straight cable, locking mechanism and J1772 connector—FLO—BLRV
1		S2-V4-SP-RV-GRRV	SmartTWO Pedestal mounting base with cable hanger—GRRV
2		S2-V2-ACCSPSM-01-03-FL-BCCE	SmartTWO single white sign—FLO—BCCE
1		S2-V2-ACCSPSM-01-02-GRRV	SmartTWO sign support for wall-mounting base or pedestal mounting base—GRRV
1		S2-V2-ACCSP-01-03	Anchor kit for single, dual or quad SmartTWO pedestal installation for onsite concrete base






01 Configurations • Double pedestal




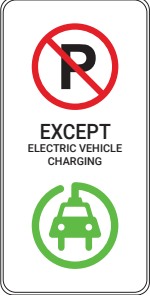




QTY	Product	Product Code Canada	Description
2		S2-V4-TETE-FL-BLRV	SmartTWO 208–240 V Charging station head with RFID reader, connector module with straight cable, locking mechanism and J1772 connector—FLO—BLRV
2		S2-V4-SP-RV-GRRV	SmartTWO Pedestal mounting base with cable hanger—GRRV
4		S2-V2-ACCSPSM-01-03-FL-BCCE	SmartTWO single white sign—FLO—BCCE
2		S2-V2-ACCSPSM-01-02-GRRV	SmartTWO sign support for wall-mounting base or pedestal mounting base—GRRV
1		S2-V2-ACCSPSM-01-05	Spacer kit for dual mounting EVSE with sign
1		S2-V2-ACCSP-01-03	Anchor kit for single, dual or quad SmartTWO pedestal installation for onsite concrete base

01 Configurations • Quadruple pedestal



QTY	Product	Product Code Canada	Description
4		S2-V4-TETE-FL-BLRV	SmartTWO 208–240 V Charging station head with RFID reader, connector module with straight cable, locking mechanism and J1772 connector—FLO—BLRV
4		S2-V4-SP-RV-GRRV	SmartTWO Pedestal mounting base with cable hanger—GRRV
4		S2-V2-ACCSPSM-01-03-FL-BCCE	SmartTWO single white sign—FLO—BCCE
4		S2-V2-ACCSPSM-01-02-GRRV	SmartTWO sign support for wall-mounting base or pedestal mounting base—GRRV
4		S2-V2-ACCSPSM-01-05	Spacer kit for dual mounting EVSE with sign
1		S2-V2-ACCSP-01-03	Anchor kit for single, dual or quad SmartTWO pedestal installation for onsite concrete base

02 Parking signs

Product	Product Code Canada	Description
	SIGN-RESE-GEN-FR	<p>Stationnement interdit excepté véhicule électrique en cours de recharge</p> <p>Pancarte stationnement - français 300 mm x 600 mm • 11,81" x 23,62"</p>
	SIGN-RESE-GEN-EN	<p>No Parking except electric vehicle charging</p> <p>Pancarte stationnement - anglais 300 mm x 600 mm • 11,81" x 23,62"</p>
	SIGN-RESE-EMP-FR	<p>Employé seulement</p> <p>Pancarte stationnement - français 300 mm x 150 mm • 11,81" x 5,9"</p>
	SIGN-RESE-EMP-EN	<p>Employee Only</p> <p>Pancarte stationnement - anglais 300 mm x 150 mm • 11,81" x 5,9"</p>
	SIGN-RESE-VIS-FR	<p>Visiteur seulement</p> <p>Pancarte stationnement - français 300 mm x 150 mm • 11,81" x 5,9"</p>
	SIGN-RESE-VIS-EN	<p>Visitor Only</p> <p>Pancarte stationnement - anglais 300 mm x 150 mm • 11,81" x 5,9"</p>

03 Service Listings

Service	Service Code	Description
Site survey prior to the charging station installation ¹	SP-SS	<ul style="list-style-type: none"> • Required when the client subscribes to the management service for one or more charging stations for a site for which communication will be done through a 3G cellular network or through a DSL connection • Defines the location of the gateway and the DSL modem (if applicable) to ensure the quality of the communication between components
Local configuration service for all the stations at a site	SP-CONFIG	<ul style="list-style-type: none"> • Required when the client wants to configure a charging station or a network of charging stations
Communication integration service over an existing LAN ³	SP-TLAN	<ul style="list-style-type: none"> • Required when the client subscribes to the management service for one or more charging stations for a site where the communication will be integrated to an existing local area network (LAN) • Determines the position of the gateway to ensure communication with the charging stations • Configures the LAN and puts the communication gateway into operation • The gateway is provided by AddÉnergie
Global management service for one station for 1 year ²⁻³	SP-SGG-01	<ul style="list-style-type: none"> • Required for all charging stations in a management network • Includes payment management of the charging service, 24/7 customer service, charging station surveillance, charging station access control for private users through an RFID card and mobile application, operator access to web portal, etc • Includes a communication gateway and a 3G subscription for one site, for as long as the client subscribes to the service • Allows to statically limit the charging current of a charging station • Allows charging stations to interface with the existing energy management system of the building to avoid exceeding the chargeable power
Extended warranty for one charging station for 1 year ⁴	SP-GE-S2-01	<ul style="list-style-type: none"> • Extends the base warranty (of 1 year) of up to 5 years on all hardware components provided by AddÉnergie • Covers parts and labor required to repair defective equipment • The warranty will be applied on a repair basis (the defective charging station is sent back to AddÉnergie, repaired, and then returned to the client) or replacement (with a charging station refurbished similar to the defective one)

¹ There will be additional charges for any travelling required in order to provide the service.

² For more details, please refer to the detailed terms and conditions of the service.

³ In all cases where the client subscribes to the management service, the client must provide for a PVC case as well as required gateway wiring.

Please refer to the Communication Gateway Installation Guide for more details.

⁴ See Warranty Terms and Conditions for more details.

Installation or commissioning questions:
877 505-2674

AddÉnergie Technologies Inc.

Head office:
2800 Louis-Lumière, suite 100, Québec (QC) G1P 0A4 CANADA

Contact Us

AddENERGIE

Tel. : 1 877 505-2674
Fax : 855 505-2674
info@addenergie.ca
addenergie.ca